



# HURST

BOILER & WELDING CO., INC.

AVAILABLE WITH LOW NOX

## HURST SERIES LPE

3-PASS MODIFIED SCOTCH DESIGN  
Compact Fire Tube Design

LOW PRESSURE BOILER  
Capacities from 20 to 100 BHP.  
670 to 3348 MBTU/HR.



**STEAM**  
Pressure 15 PSI.

**HOT WATER**  
Section I and Section IV

**SKID MOUNTED  
MODULAR PACKAGED**

*Heaviest Designed  
Boiler in its Class.*

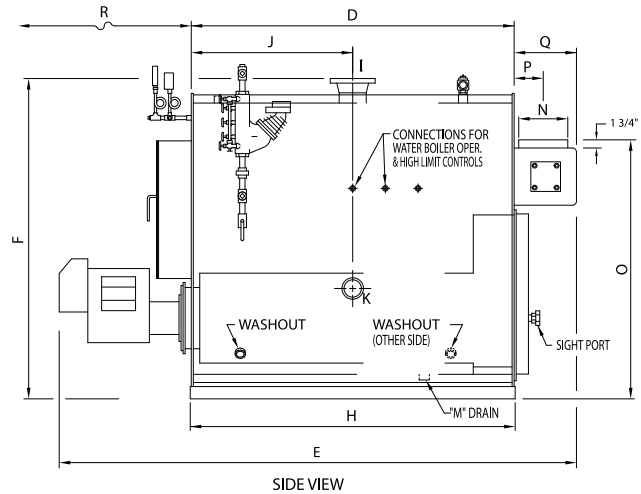
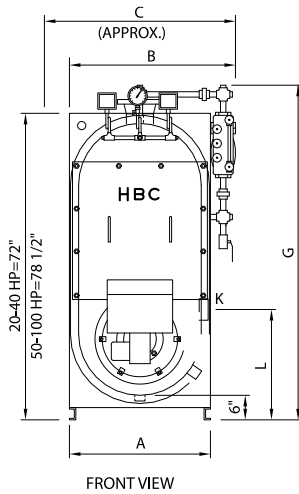
HURST PERFORMANCE SERIES BOILERS

# SERIES LPE

Inspected and registered with the National Board of Boiler & Pressure Vessel Inspectors.



Designed, constructed and stamped in accordance with the requirements of the ASME Boiler Codes.



## Through The Door Design

Low Pressure Three Pass Design

### BOILER SPECIFICATIONS

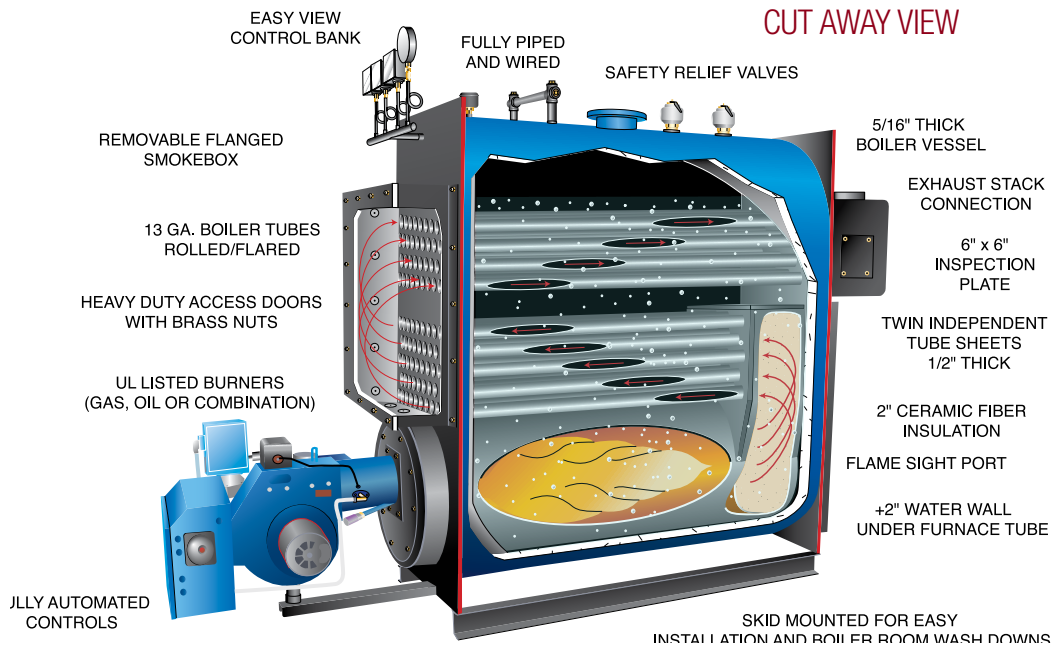
BOILER HORSEPOWER			20	30	40	50	60	70	80	100		
HEATING SURFACE	FIRESIDE	SQ. FT.	100	132 1/2	165 1/2	200	246	291	336	400		
STEAM OUTPUT		LBS/HR	690	1035	1380	1725	2070	2415	2760	3450		
MBH OUTPUT			670	1004	1339	1674	2009	2343	2678	3348		
FIRING RATE GAS	1,000 BTU	CFH	840	1260	1680	2100	2520	2940	3360	4200		
FIRING RATE OIL #2	140,000 BTU	GPH	6	9	12	15	18	21	24	30		
<b>A</b>	WIDTH WITHOUT TRIM	IN	31	31	31	34 1/2	34 1/2	34 1/2	34 1/2	34 1/2	<b>A</b>	
<b>B</b>	WIDTH WITH TRIM	IN	38	38	38	42	42	42	42	42	<b>B</b>	
<b>C</b>	WIDTH WITH GAS TRAIN	IN	49	49	49	52	52	52	52	52	<b>C</b>	
<b>D</b>	BOILER LENGTH	IN	37	49	61	55	67	79	91	106	<b>D</b>	
<b>E</b>	OVERALL LENGTH	STD. BURNER	IN	86	98	114	111	123	140	152	169	<b>E</b>
<b>F</b>	SUPPLY HEIGHT	IN	71 1/2	71 1/2	71 1/2	76 5/8	76 5/8	76 5/8	76 5/8	76 5/8	<b>F</b>	
<b>G</b>	HEIGHT WITH RIM	IN	79	79	79	86	86	86	86	86	<b>G</b>	
<b>H</b>	LENGTH OF SKID	IN	37 1/2	49 1/2	61 1/2	55 1/2	67 1/2	79 1/2	91 1/2	106 1/2	<b>H</b>	
<b>I</b>	SUPPLY SIZE	IN	4	4	4	*6	*6	*6	*6	*6	<b>I</b>	
<b>J</b>	SUPPLY LOCATION	IN	18 1/2	24 1/2	30 1/2	27 1/2	33 1/2	39 1/2	45 1/2	50 1/2	<b>J</b>	
<b>K</b>	RETURN SIZE	IN	4	4	4	4	4	4	4	4	<b>K</b>	
<b>L</b>	RETURN LOCATION	IN	27 1/4	27 1/4	27 1/4	32	32	32	32	32	<b>L</b>	
<b>M</b>	BOILER DRAIN SIZE	IN	1	1	1 1/4	1 1/4	1 1/4	1 1/2	1 1/2	1 1/2	<b>M</b>	
<b>N</b>	STACK DIAMETER, O.D.	IN	10	10	10	12	12	12	12	14	<b>N</b>	
<b>O</b>	STACK HEIGHT	IN	60 1/4	60 1/4	60 1/4	67 1/4	67 1/4	67 1/4	67 1/4	67 1/4	<b>O</b>	
<b>P</b>	TO CENTER OF STACK	IN	6 7/8	6 7/8	6 7/8	8 1/4	8 1/4	8 1/4	8 1/4	8 1/4	<b>P</b>	
<b>Q</b>	REAR SMOKEBOX DEPTH	IN	13 3/4	13 3/4	13 3/4	15 3/4	15 3/4	15 3/4	15 3/4	17 3/4	<b>Q</b>	
<b>R</b>	TUBE PULL SPACE	IN	38	50	62	56	68	80	92	107	<b>R</b>	
SHIPPING WEIGHT	DRY	LBS	2952	3670	4332	4342	5046	5875	6597	7464		
WATER CONTENT - WATER SERIES	FLOODED	GALS	141	191	245	255	313	394	434	508		
WATER CONTENT - STEAM SERIES	NOL	GALS	120	163	209	194	239	306	333	390		
<b>BOILER HORSEPOWER</b>			<b>20</b>	<b>30</b>	<b>40</b>	<b>50</b>	<b>60</b>	<b>70</b>	<b>80</b>	<b>100</b>		

ALL DIMENSIONS ARE IN INCHES  
DIMENSIONS SUBJECT TO CHANGE WITHOUT NOTICE.  
CERTIFIED DRAWING AVAILABLE UPON REQUEST.

Connections: Four inch and smaller are female thread.  
Six inch are #150 steel flange.  
\* Studded flange.

# COMPACT FIRETUBE DESIGN

All Steel Construction



## STANDARD EQUIPMENT



**BOILER:** Three pass design for 15 psi steam or 30 psi water (optionally available for 60 psi water). Factory assembled with trim, tested, ASME code, UL, and CSD-1 standards.

**WATER BOILER TRIM:** Safety relief valve, operating temperature control, high limit temperature control with manual reset, 3 1/2" combination pressure & temperature gauge, M&M 750 low water cut-off control with manual reset.

**STEAM TRIM:** Safety relief valve, operating pressure control, high limit pressure control with manual reset, steam pressure gauge with syphon and test cock, combination pump control and low water cut-off with gauge glass assembly and drain valve, auxiliary low water cut-off with manual reset.

**BURNER:** UL listed with pre-piped, wired and factory tested forced draft power burners for natural gas, propane (LP) gas, No. 2 (diesel) oil, or combination gas/oil.

## HURST PERFORMANCE SERIES BOILERS

- Factory Assembled, Pre-wired and Tested
- No Field Assembly Required
- UL Listed Boiler/Burner Packages Available
- Fully Assembled, Pre-piped, Pre-wired, Pressure Tested Gas Trains
- Complies with ASME, UL, CSD-1 and ASHRAE Standards
- High Efficiency, Low Stack Temperatures
- Customer Service Support Through National Network of Sales, Service, Start-up Training and Parts by Factory Representatives

Modified Scotch Designed To Fit Through A Standard 36" X 80" Door Opening  
Up To 100hp (3,348 Mwh Output).

**The Hurst LPE specialty boiler is America's most heavily  
designed and built boiler in its class**



- Welded steel fire tube boiler, the LPE has extra-heavy 13-gauge tubes for extended life. All tubes are sealed to the tube sheets by rolling and flaring. There are no welded tubes in the LPE.
- Thickest materials used in the industry . . .  
Boiler shell is 5/16" thick boiler plate 20-40 HP / 3/8" 50-100 HP.
- Twin boiler tube sheets are 1/2" thick boiler plate.
- Insulation is 2" mineral wool and is lagged with 22-gauge boiler jacket.
- Extra heavy 4" channel iron boiler skids.
- Designed to last with special industrial grade features . . .  
A. Couplings are 3,000 psi.  
B. Flanged, detachable front and rear smoke boxes.  
C. Brass nuts on access panels, brass plugs installed in inspection, crosses and tees on water and steam piping trim.

HBC-09504  
10/2015



[hurstboiler.com](http://hurstboiler.com)

**HURST BOILER  
& Welding Co., Inc.**

100 Boilermaker Lane • Coolidge, GA 31738-0530  
Tel: (229) 346-3545 • Fax: (229) 346-3874  
email: [info@hurstboiler.com](mailto:info@hurstboiler.com)